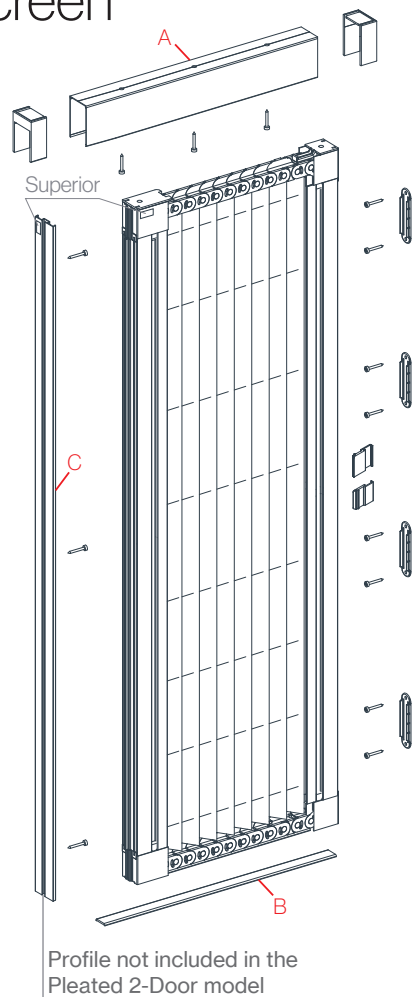
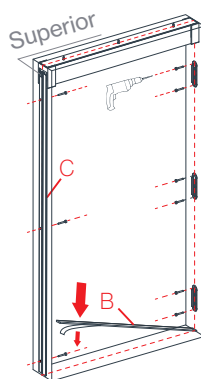


Assembly manual Pleated Mosquito Screen

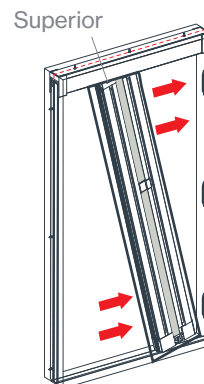


1. Right opening

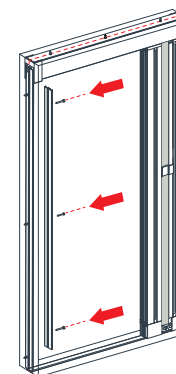
Step 1.1




Step 1.2



Step 1.3

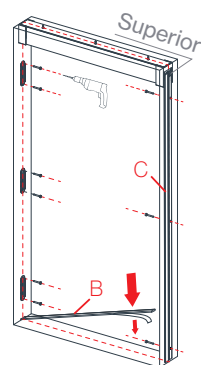


Step 1.4

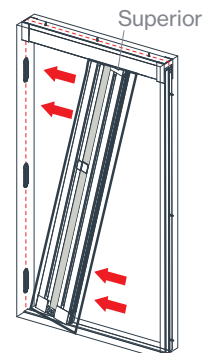


2. Left opening

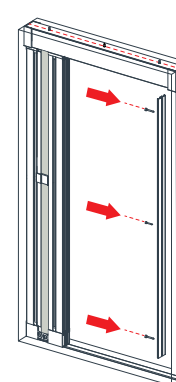
Step 2.1



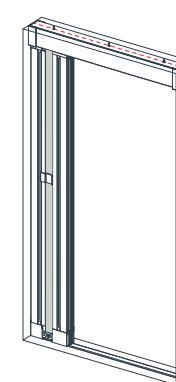
Step 2.2



Step 2.3



Step 2.4



⚠ Important

DO NOT START ASSEMBLING WITHOUT READING ALL THE INSTRUCTIONS

- Be careful not to unfold the pleated mosquito screen before it is installed with their brackets on the wall.
- Do not attempt to install any type of handle or doorknob on the profiles.