

Pleated Blind Glass

Customer number _____

Name _____

Agency _____

Quote

Work ref. _____

Address _____

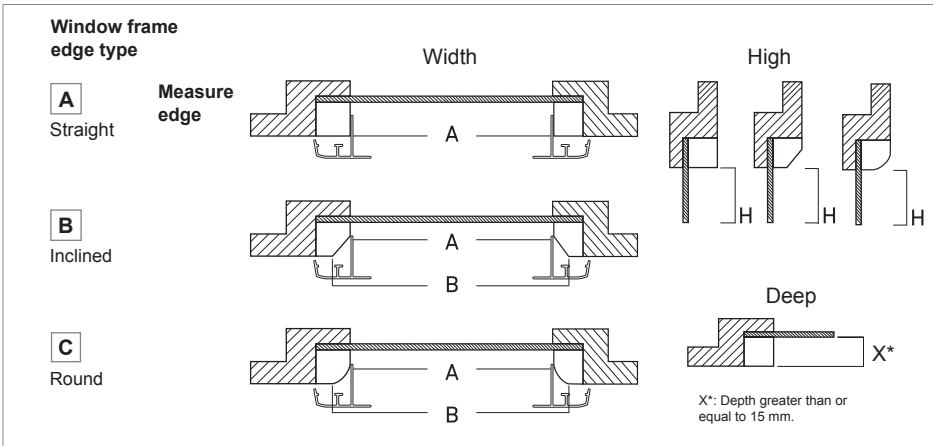
Date _____

Order

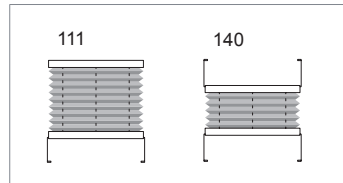
Order number _____

Units	Window frame edge type			Measure edge (mm)			Fabric		Types	Finishing of aluminium profiles	Options and observations
	A	B	C	High (A)	High (B)	Width (H)	Model	Colour			

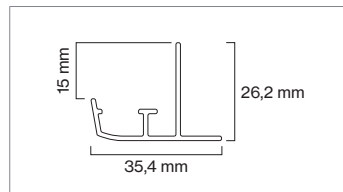
Edge



Version



Guide profile



Drawings and observations

Blank area for drawings and observations.

Available colours

ACCESSORIES:
White, Grey and Black

Adm. signature

Blank area for administrative signature.

- Print**
- Save**
- Delete**
- Send**